

87 Chestnut St. Owego, NY 13827

TO: Steina & Woody

FROM: Dave

Subject: History

Number of pages (including this page): 12

received  
5/4/92

First 2 pages are current resume. Next 2 pages are resume from 1980 with additional info. The Next 6 pages are a flier from June of 1976 that I sent out trying to find customers. Some things in it had only been designed on paper (like the TRG) and others had been built many times (like the soft edge keyers). The last page is stationery from 1971

1<sup>st</sup> work in electronics - hobby kits at age 10

1<sup>st</sup> work in video - taping school sports events on CV equipment

1<sup>st</sup> work in video Art - performances in Melkweg, Amsterdam

1<sup>st</sup> video design - multi-deck synchronizer for AV 3400 porta packs

Interesting projects:

"Jones Colorizer" 1975 for ETC

realtime A-D (not-clocked) 1975

line buffer (pixelizer) 1976

frame buffer 1977

computer to video-frame synchronizer 1978/79 (to record computer graphics)

computer controlled switching matrix 1978

multi-frame frame buffer 1980

scan line doubler 1981

Video to Film recorder for flight simulator 1982

" " " " for 3D medical use 1983

Aircraft cockpit monitor 1983

IBM 370 clones 1984

Video to film recorder for small computers 1986

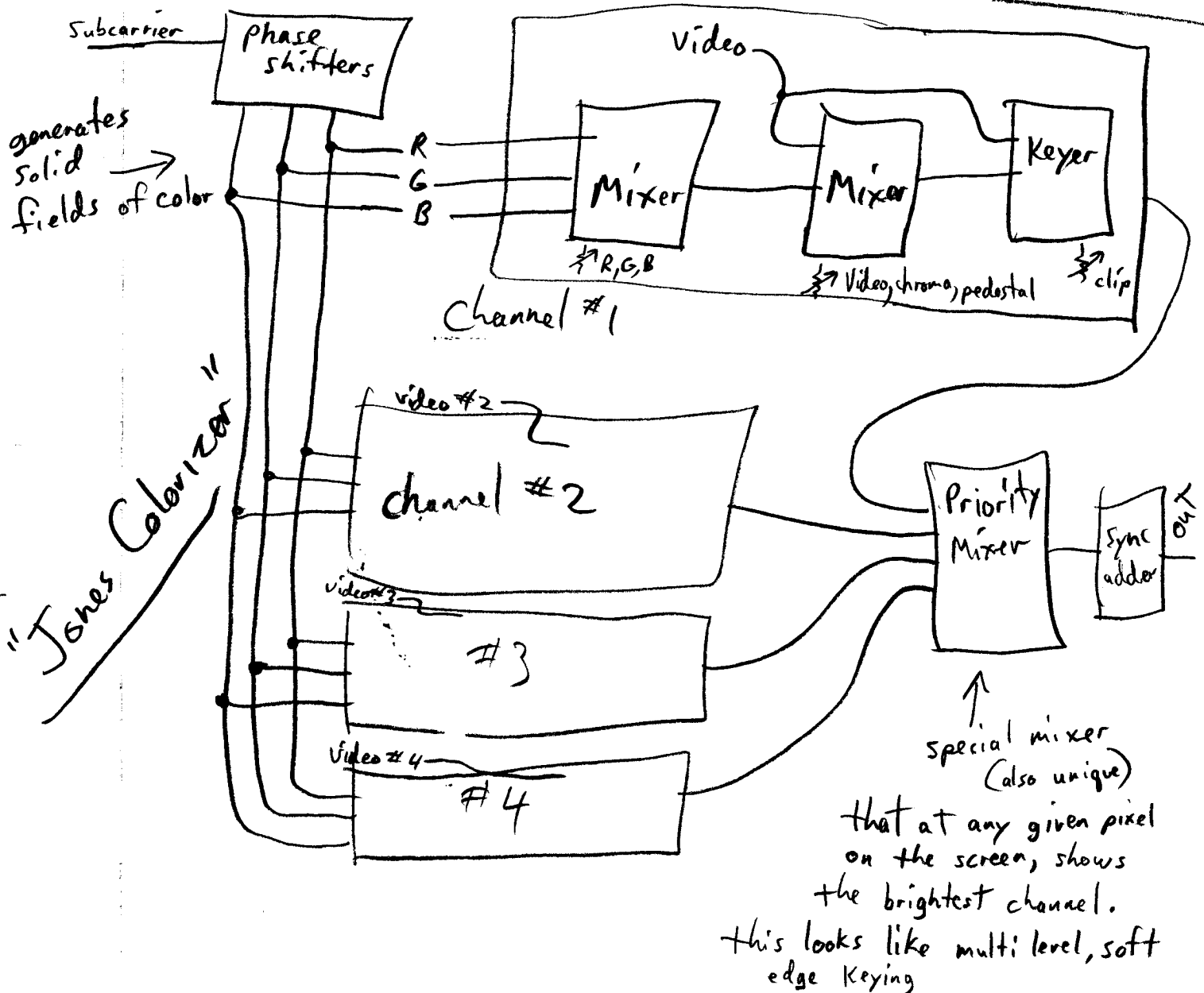
multi-channel computer graphics distribution system 1988

(1 million channels of text or graphics on 1 coax cable)

I am currently building custom hardware and software for several video artists around the world.  
(and am looking for more)

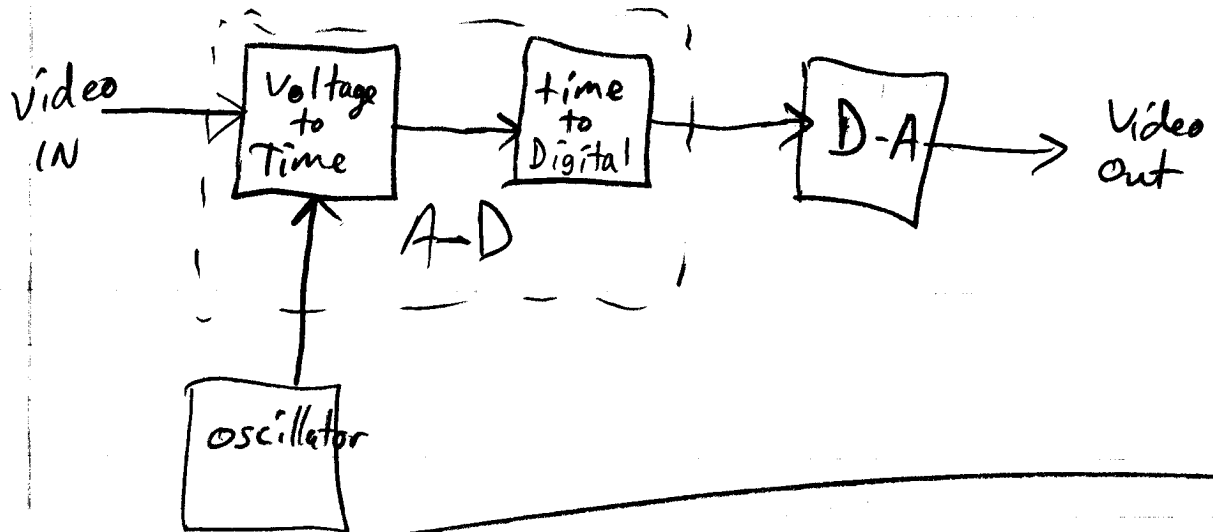
# Woody & Steina

The thing that is unique about my colorizer is that it doesn't use a color encoder like other colorizers. Below are block diagrams of the colorizers that I'm familiar with. If you change your mind about using my colorizer, it is working and in Ralph's studio. I could pack it & ship it to you in 1 day, if you want. Dave

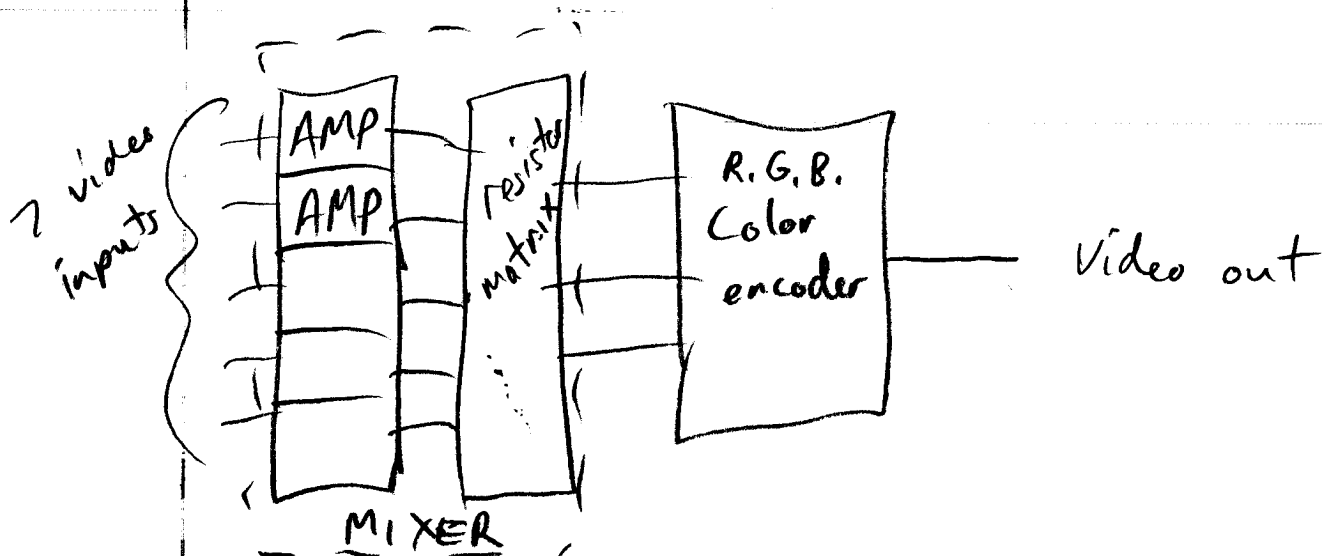


S.A.I.D.

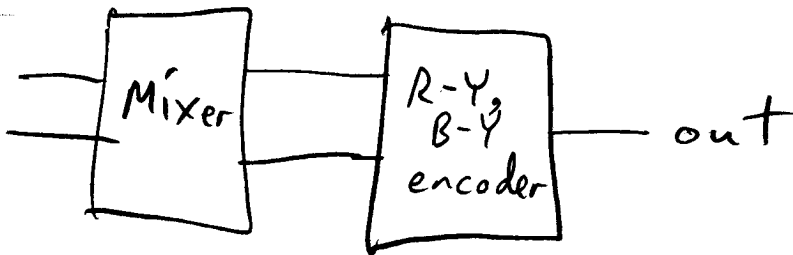
Said, stands for Spacial And Intensity Digitizer.



P.A.V.S.



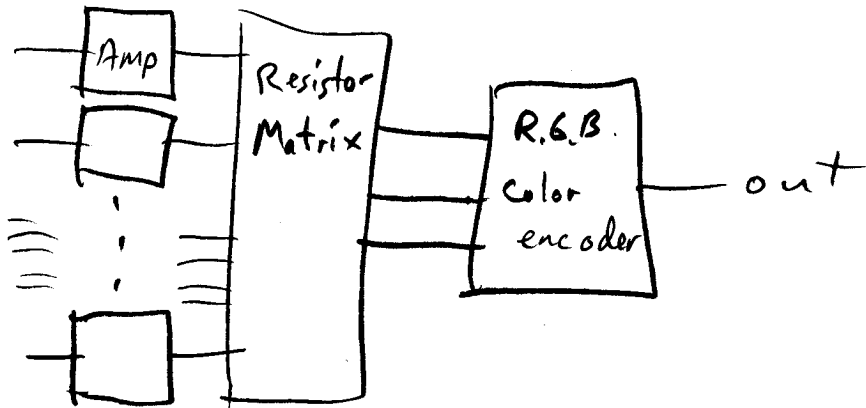
# Eric Siegel colorizer



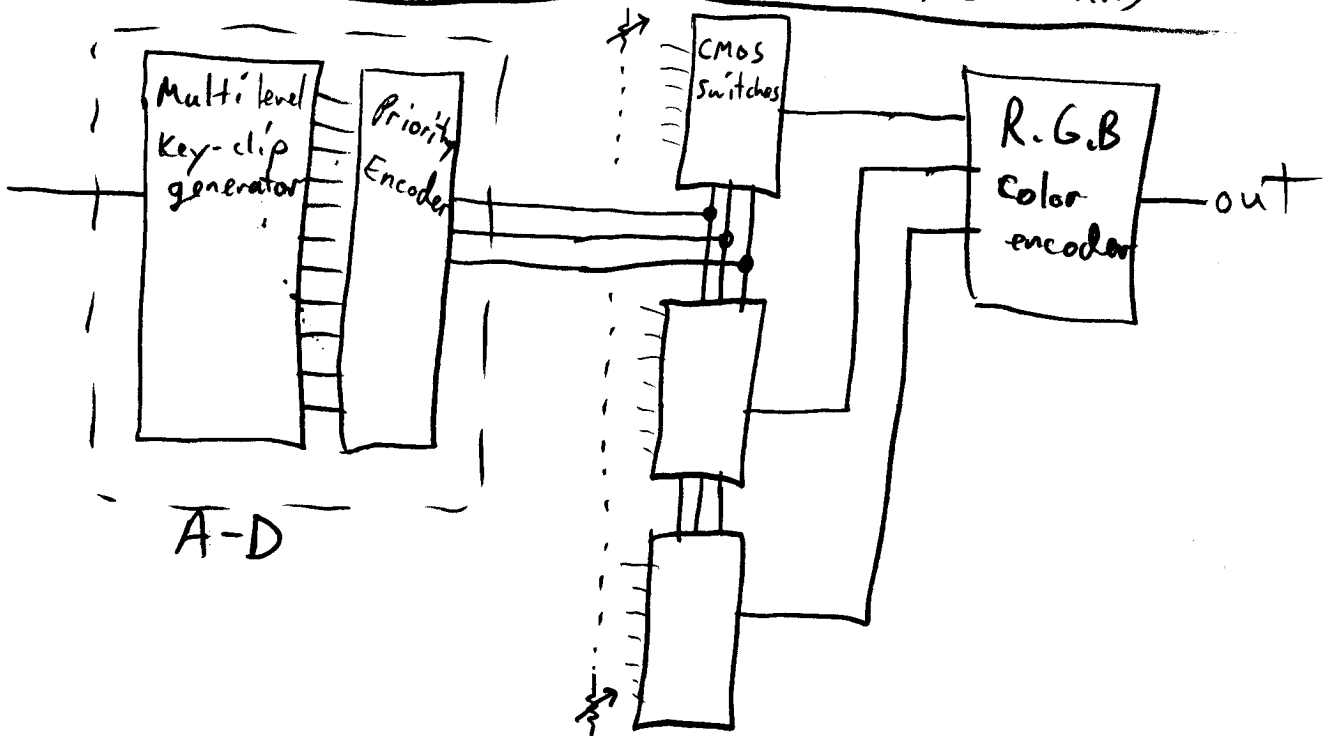
\* note:- this is based on 1 quick look at a schematic in 1977 of the siegel at

"Woodstock Comm. Video"

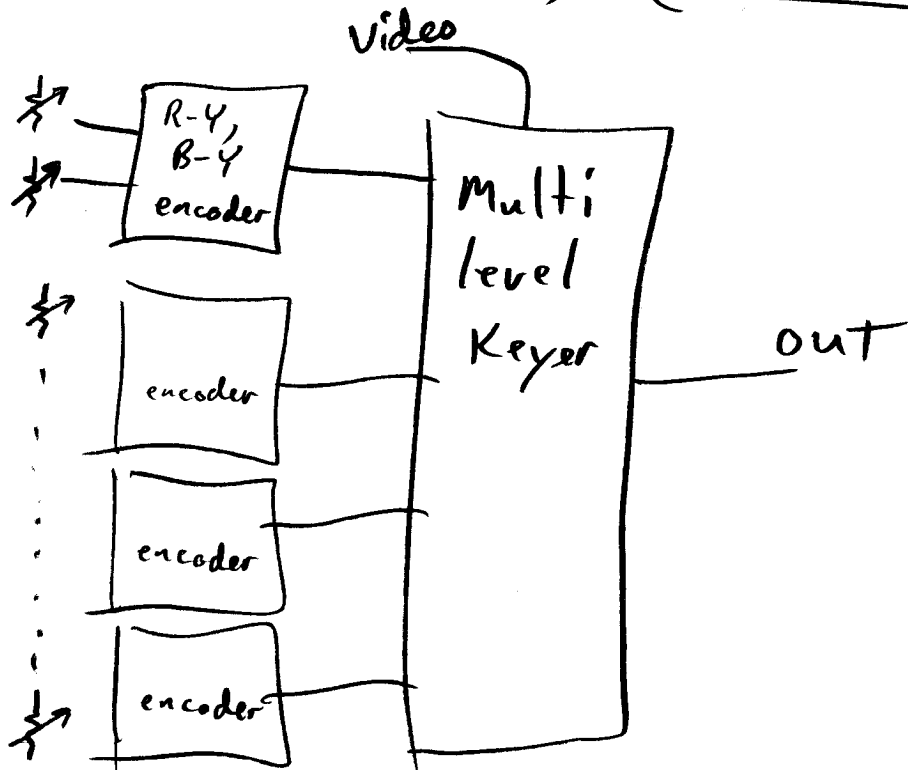
# Paik - Abe



# George Brown (a.k.a. CTL colorizer) (circa 1973)

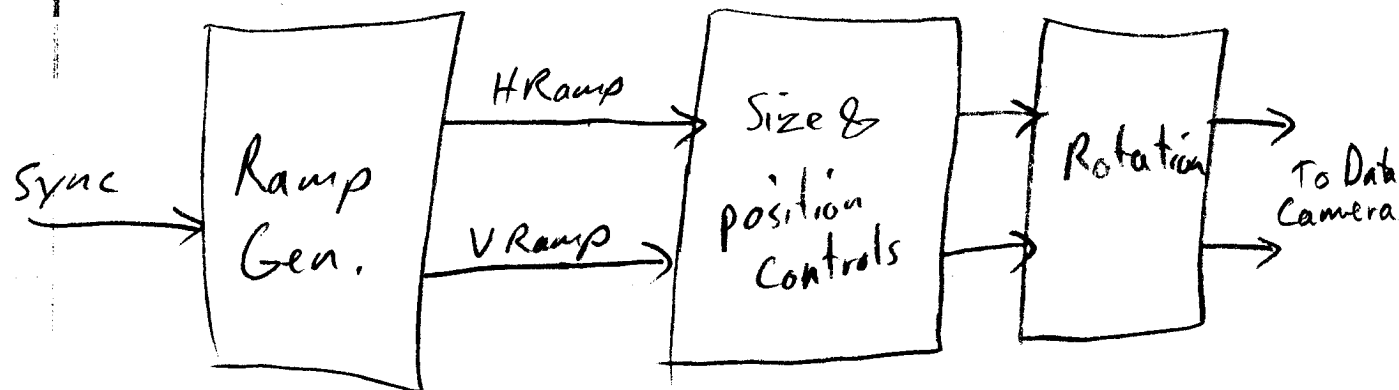


E.A.B. (Hearn) (late 1970's version)

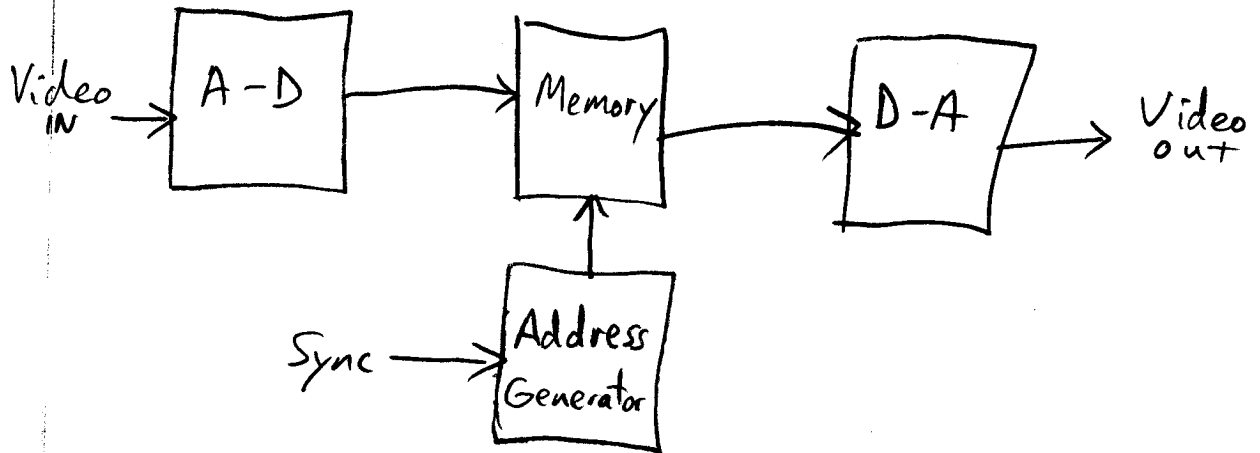


# Data Camera Synthesizer

(Not the camera, just the "synthesizer" I built for Ars Electronica)



# 64x64 buffer



~~This frame buffer is a simple device that can freeze a video image and display it. It is an early digital video system that converts the video image into a~~

# Designlab

87 Chestnut Street Owego, NY 13827


(607) 687-5740

David,

Be careful when removing the card cage from the shipping box. There is a circuit board that extends out the front of the cage. There is a cardboard box taped onto the cage to protect this board. The other boxes are just for padding (they are full of peanuts).

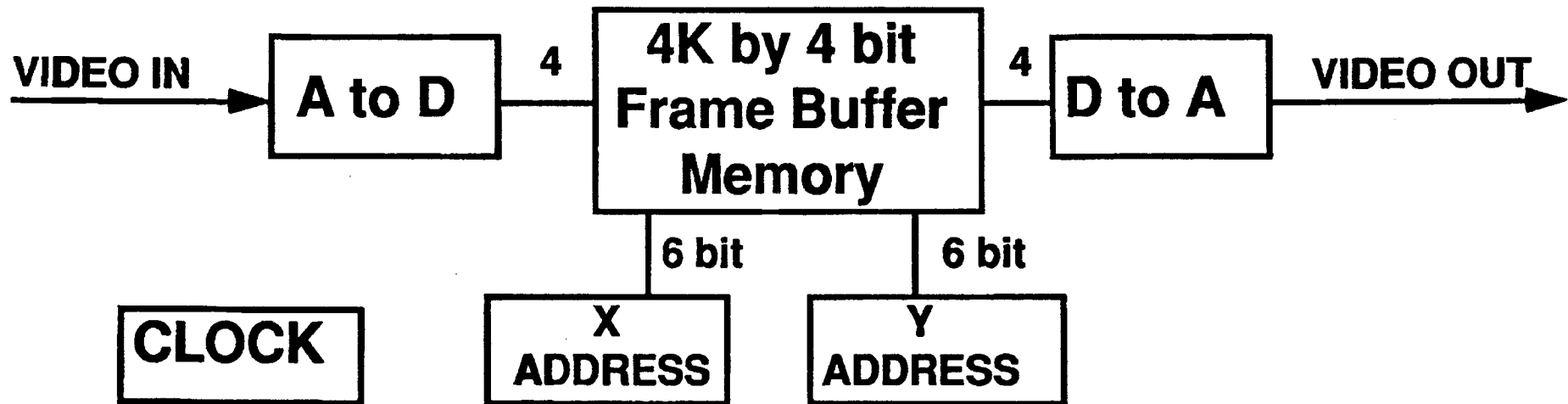
Foam rubber is hard to find, so please keep it all together and return it with the machine when this is all over.

Thanks,  
Dave Jones





# DAVE JONES 64 BY 64 FRAME BUFFER



## Woody & Steina

- ① Your picture of the buffer shows the back of the rack cage. It doesn't really matter, there is more on the back to look at.
- ② The descriptions & block diagrams will arrive via Fed. Exp. tomorrow afternoon (Friday)
- ③ In the description I sent, I called the buffer "The Jones Frame Buffer", instead of "The Jones/Hill buffer". This is because Gary didn't suggest it, design it, or build the first one. He didn't even ask me to build it. He wanted a colorizer, so I built him a frame buffer. He liked it, so he made several copies of it.

Back in those days, Gary would build copies of my machines and when showing it to somebody he would tell them that he built it (which was true), but many people left with <sup>the</sup> impression that they were Gary's ideas and designs (which they weren't).

What was Gary's design was how many of each machine he copied and had in his system.

From : DESIGNLAB (607) 687-5898

**received**

Feb. 26, 1992 04:12 PM

P01

Voice  
(607) 687-5740

# Designlab

FAX  
(607) 687-5898

87 Chestnut St. Owego, NY 13827

TO: Woody

FROM: Dave

Number of pages (including this page): \_\_\_\_\_

Subject: \_\_\_\_\_

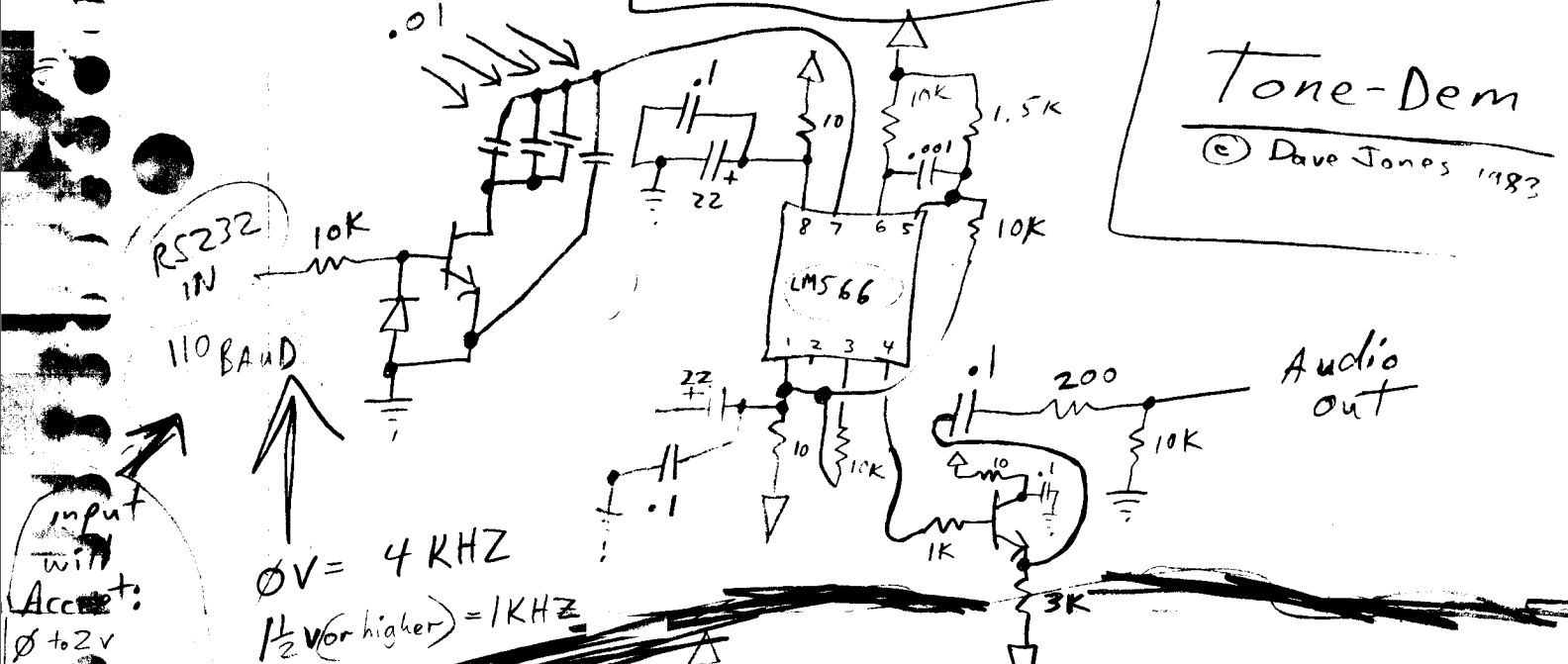
I found the "Line Buffer". I'm pretty sure that my first A-D board ended up as Gary's 1<sup>st</sup> A-D (about a year later). It's probably in Seattle.

Dave

# Record Section

# Tone-Dem

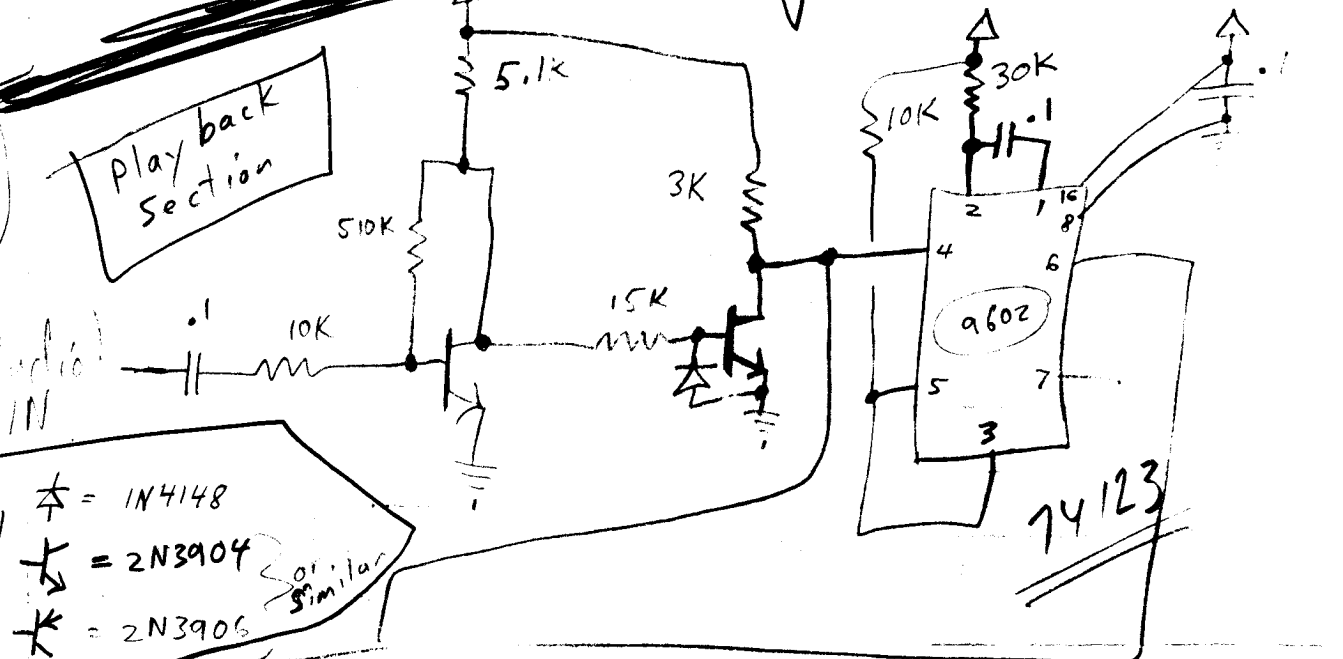
© Dave Jones 1983



$\phi V = 4 KHZ$   
 $\frac{1}{2} V \text{ (or higher)} = 1 KHZ$

input with Accept:  
 $\phi$  to 2v  
 $\phi$  to 5v  
 -5 to +5  
 -12 to +12  
 or any combination

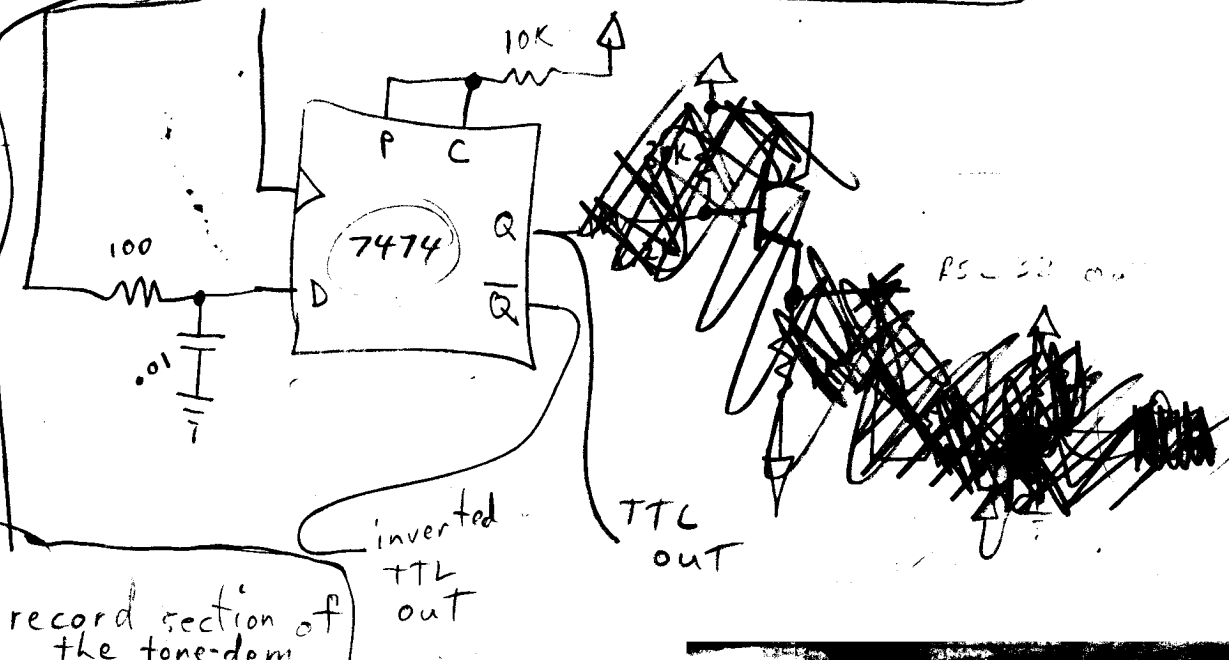
# Play back Section



All  $\star = 1N4148$   
 All  $\nabla = 2N3904$  similar  
 All  $\ast = 2N3906$

All resistors are in OHMS  
 All capacitors are in micro-ferrads

$\perp =$  ground  
 $\uparrow = +5$   
 $\downarrow = -5$



-5 is only used in the record section of the tone-dem



Voice  
(607) 687-5740

# Designlab

FAX  
(607) 687-5898

87 Chestnut St. Owego, NY 13827

TO: Woody

FROM: Dave

Number of pages (including this page): 1

Subject: History

It only took me 5 minutes to track down Jack Moore after talking to you. His address & phone follow, but he says you've been in touch & know it.

✓ Jack Moore

83 Rue de la Tombe

Issoire, Paris 14

France

voice:

(33)(14) 327-1909

FAX:

(33)(14) 320-4195

Also, I heard from Gary's assistant that you FAXed about the "line buffer". I think you misunderstood, the line buffer was something I built in the spring of 1976, one year before building anything for Gary. Gary has frame buffers built in 1977. It sounds like the old rack still exists there, I don't know what condition its in. Gary gets back from London in the middle of next week.

Dave

# \*VIDEOHEADS\*

audio-video-multi media presentations:

DAVE  
JONES

HANS  
DANKERS

JACK HENRY  
MOORE

workshop: Klarendalseweg 31  
Amsthem Nederland

Postbus 6119  
AMSTERDAM

## ELECTRICITY IS OUR TURN-ON

